



OPEN AIR LIFE

Home | Articles | Gear Reviews | Find A Guide | Gear Search | Deals of the Day

Spring 2014 Travel Gear Guide

Written by Jeremiah Breeze | Published: 12 April 2014

One of the hardest things to narrow down for our travel gear guides are all the great packs and bags for traveling, with so many great products out there and options for every type of traveler. Having the right bag can make all the difference when traveling. We have also included great travel shoes, a water bottle that filter, a solar charger so you can always have power and much more. Safe travels!

High Sierra SPORTOUR 22" Carry-on Upright

Designed for the active traveler, SPORTOUR offers a sleek design with enough packing and carrying options for any destination. Inline skate wheels are constructed of polyurethane with ball bearings to minimize frictional resistance, offer durability and reduced resistance for smooth rolling. A retractable handle provides easy maneuverability when extended out from the case, and stores neatly inside when not in use. Locks in place in both the fully extended and stored positions for secure traveling. Whether your looking for an outdoor adventure or a quick overnight trip, High Sierra's SPORTOUR collection is the perfect travel companion.

Features:

- Specially built-in, high density lightweight structure.
- Large main compartment with book-style opening.
- Zippered divider panel, between upper and lower compartment.
- Upper front pocket holds airline tickets or travel necessities.
- Recessed, telescoping handle system.
- Adjustable exterior compression straps.
- Convenient grab handles on top, front, side, and bottom
- MSRP: \$280.00



Access



paperblog

Travel Magazine


HOME > TRAVEL

High Sierra Access Backpack – Review

By Luggage2013

High Sierra Access Backpack

Large 17" laptop backpack with multiple pockets.




The harness system is fully featured with elasticated main straps, padded waist strap, chest strap, padded "air flow" back panel and a phone pocket on one of the straps. You can also carry the backpack with the padded top handle.




Located in a pocket at the base of backpack there is a pull-out rain cover.



Compression straps can found on both sides of the backpack. A side pocket and a water bottle holder pocket are located on one side.



At the front/base of the backpack there is a small pocket and a piggy-back clip.



A media pocket (with headphone port) and an organiser pocket are located at the front of the High Sierra Access.



Access (cont)



The first compartment is an empty cavity.



The main compartment has a padded laptop sleeve and tablet computer pocket. You can also gain access to your laptop via a zip on the top of the backpack.



Overall: Over the years we have seen many backpacks come and go but the High Sierra Access remains one of the most popular backpacks after a decade of production, it has had a few updates over the years but is essentially the same backpack. We feel there are 2 key reasons for its continued popularity, the first is its size – larger than most daypacks on the market allowing you to stuff it with a huge amount of gear. The second is the features, including internally the Access contains no less than 19 pockets and pouches, enough for even the most highly organised individual. This backpack would be equally suited to work, college or travel.

